

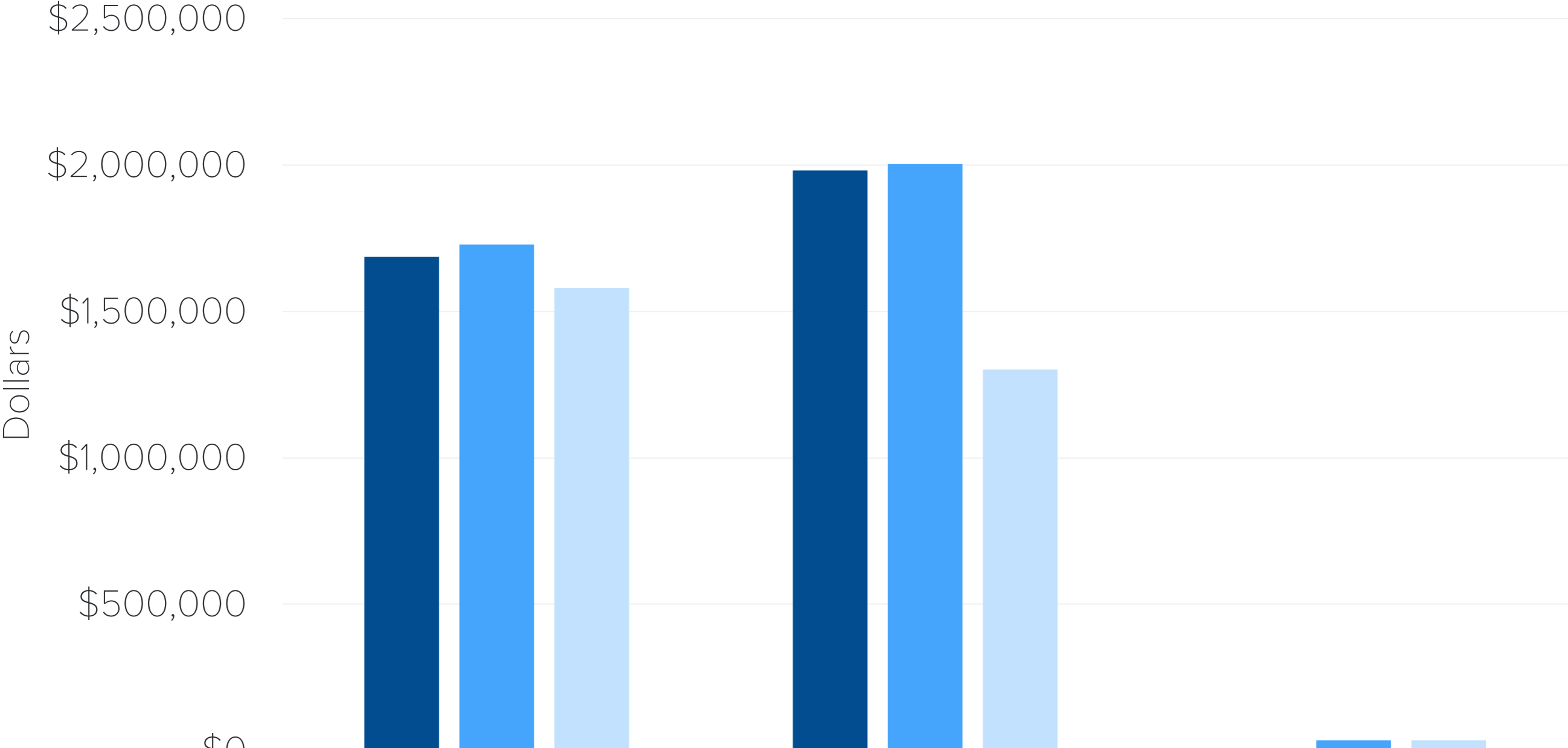


BOARD BRIEFING - OCTOBER 17, 2017

# Proposed 2018 Budget - Amended 2017 Budget

# Amended 2017 Budget

# 2017 Budget



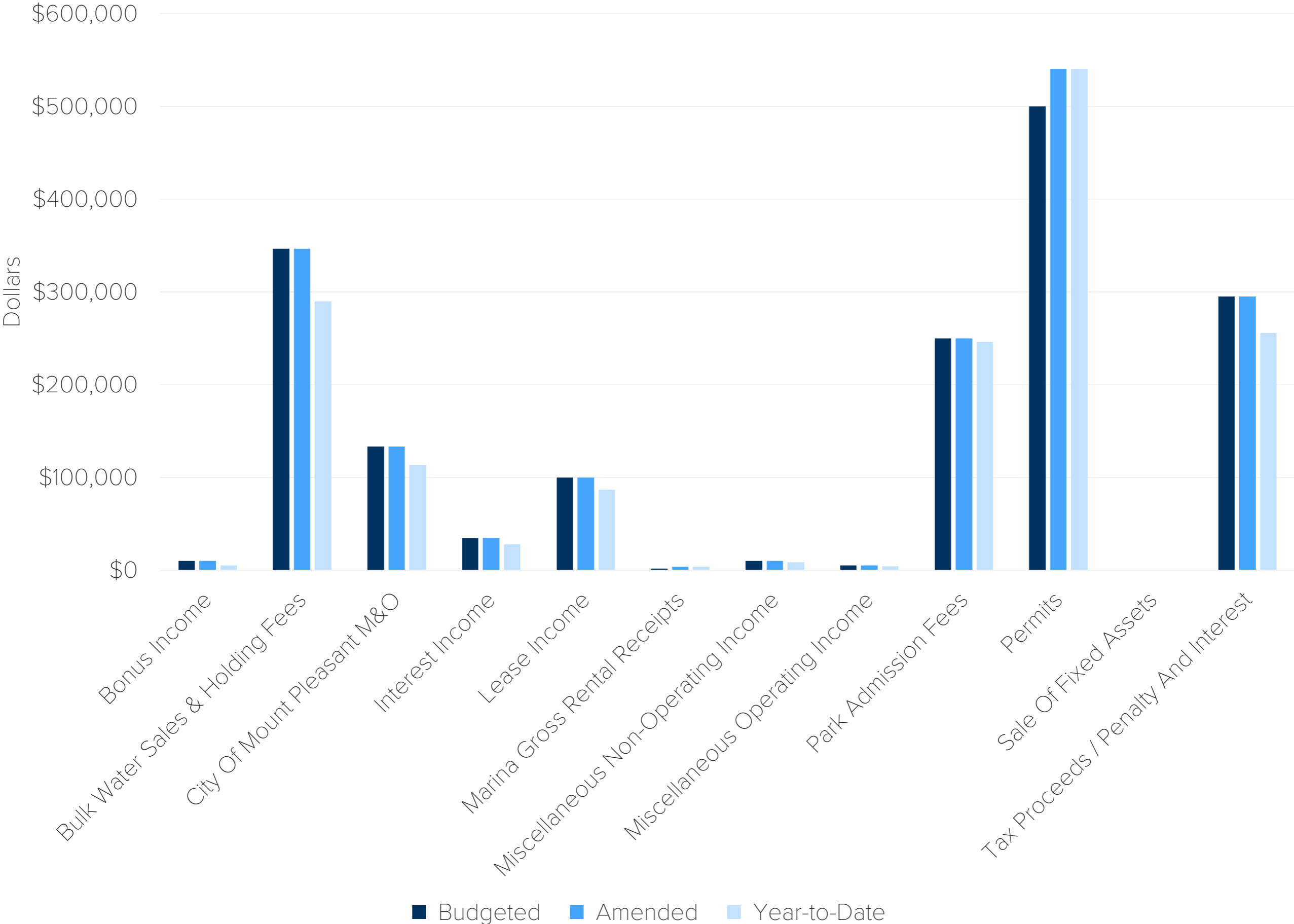
	Income	Expense	Capital Expenditures
■ Budgeted	\$1,686,800	\$1,982,383	\$0
■ Amended	\$1,728,587	\$2,003,776	\$36,073
■ Year-to-Date	\$1,580,938	\$1,302,502	\$36,073

■ Budgeted    ■ Amended    ■ Year-to-Date

# Income Highlights

- Revenue from the Permit line item is expected to exceed budget by +\$40,000. Permit revenue appears to have more than recovered from the December 2015 flood event.
- The rest of the income line items are in line with initial budget/projections.

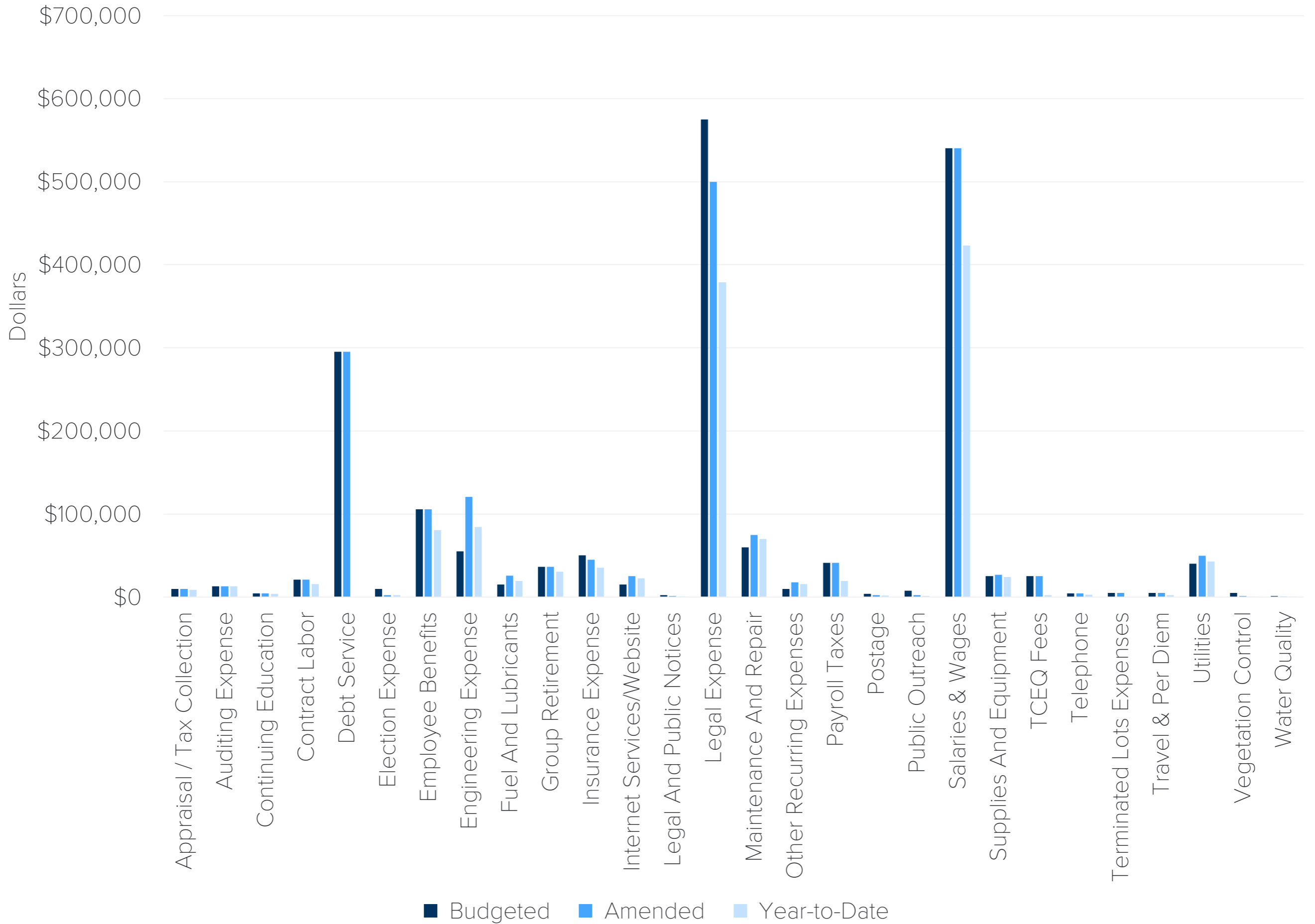
# Income



# Expense Highlights

- The ongoing litigation with Freese & Nichols is anticipated to come in about \$75,000 under budget as the trial has been pushed into 2018. A significant part of this line item is in deposition of witnesses and experts.
- Engineering is over budget as the PER for the Emergency Spillway was not included in the original line item. The amended amount includes this engineering study.
- Capital Expenditures were amended mid-year to include the Vacuum Tank Trailer for the park OSSFs.
- Internet and Website were under budgeted and were amended to more accurately reflect the resources that need to be committed to our public outreach and information.
- Fuel and Lubricants were under budgeted due to the unanticipated increase in the price of gasoline and diesel.

# Expenses



## **2017** FCWD SUMMARY REPORT

<b>2017 BUDGETED</b>		
Unencumbered Fund Balance	\$	2,869,449
1 Income	\$	1,686,800
2 Expense	\$	1,982,383
3 Capital Expenditures	\$	-
<b>Unencumbered Fund Balance (Projected)</b>	<b>\$</b>	<b>2,573,866</b>

<b>Cash Basis 2017</b>		
1 Income	\$	1,686,800
2 Expense	\$	1,982,383
3 Capital Expenditures	\$	-
<b>Difference</b>	<b>\$</b>	<b>(295,583)</b>

<b>2017 AMENDED</b>		
Unencumbered Fund Balance	\$	2,869,449
1 Income	\$	1,728,587
2 Expense	\$	2,003,776
3 Capital Expenditures	\$	36,073
<b>Unencumbered Fund Balance (Projected)</b>	<b>\$</b>	<b>2,558,187</b>

<b>Cash Basis 2017</b>		
1 Income	\$	1,728,587
2 Expense	\$	2,003,776
3 Capital Expenditures	\$	36,073
<b>Difference</b>	<b>\$</b>	<b>(311,262)</b>

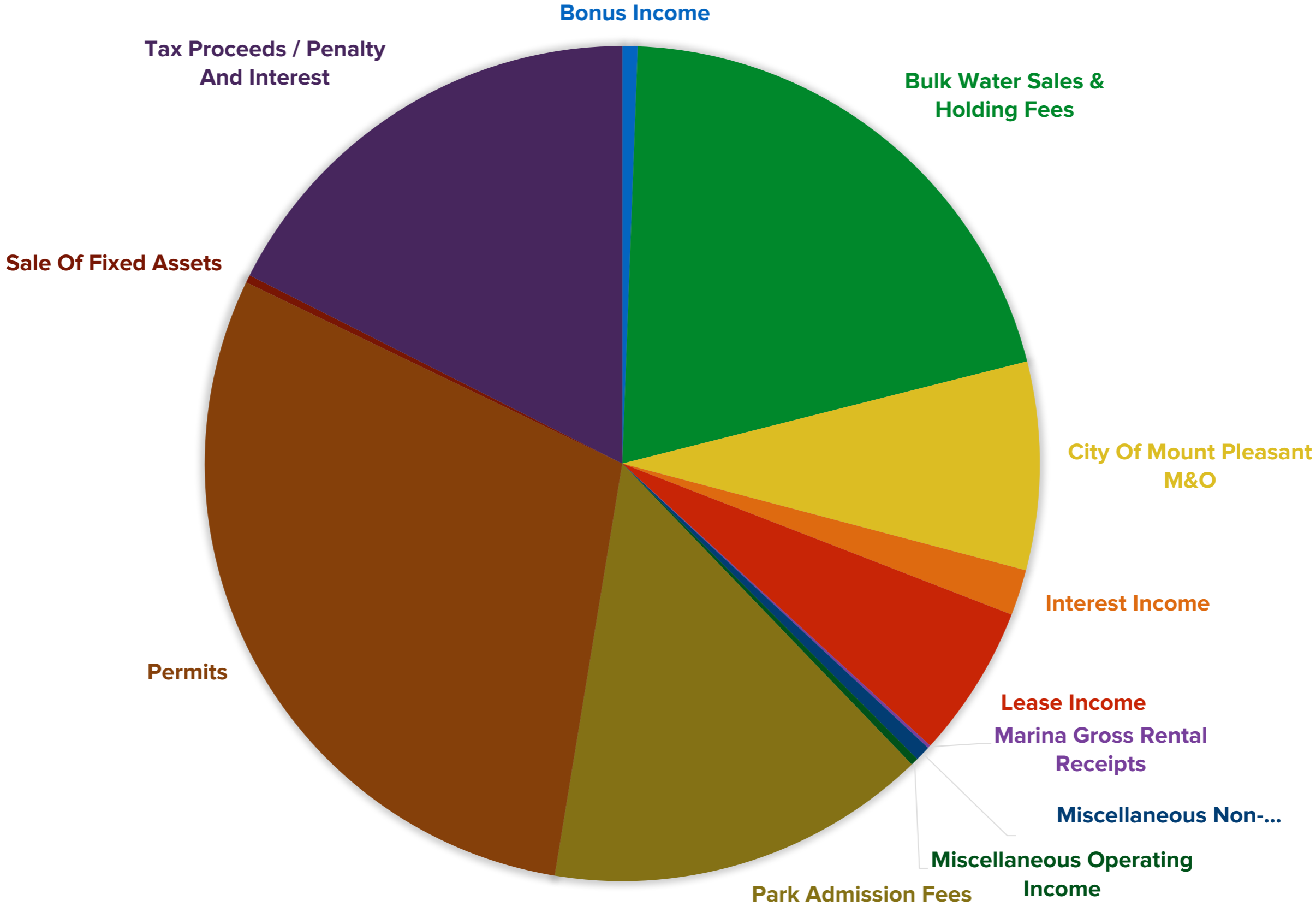


# Proposed 2018 Budget

# Income Highlights

- Income is anticipated to remain at normal levels.
- I plan on evaluating the District's Fee Schedule in 2018 and make recommendations on adjustments to it.
- We will be starting the process of reviewing the wholesale water rates.

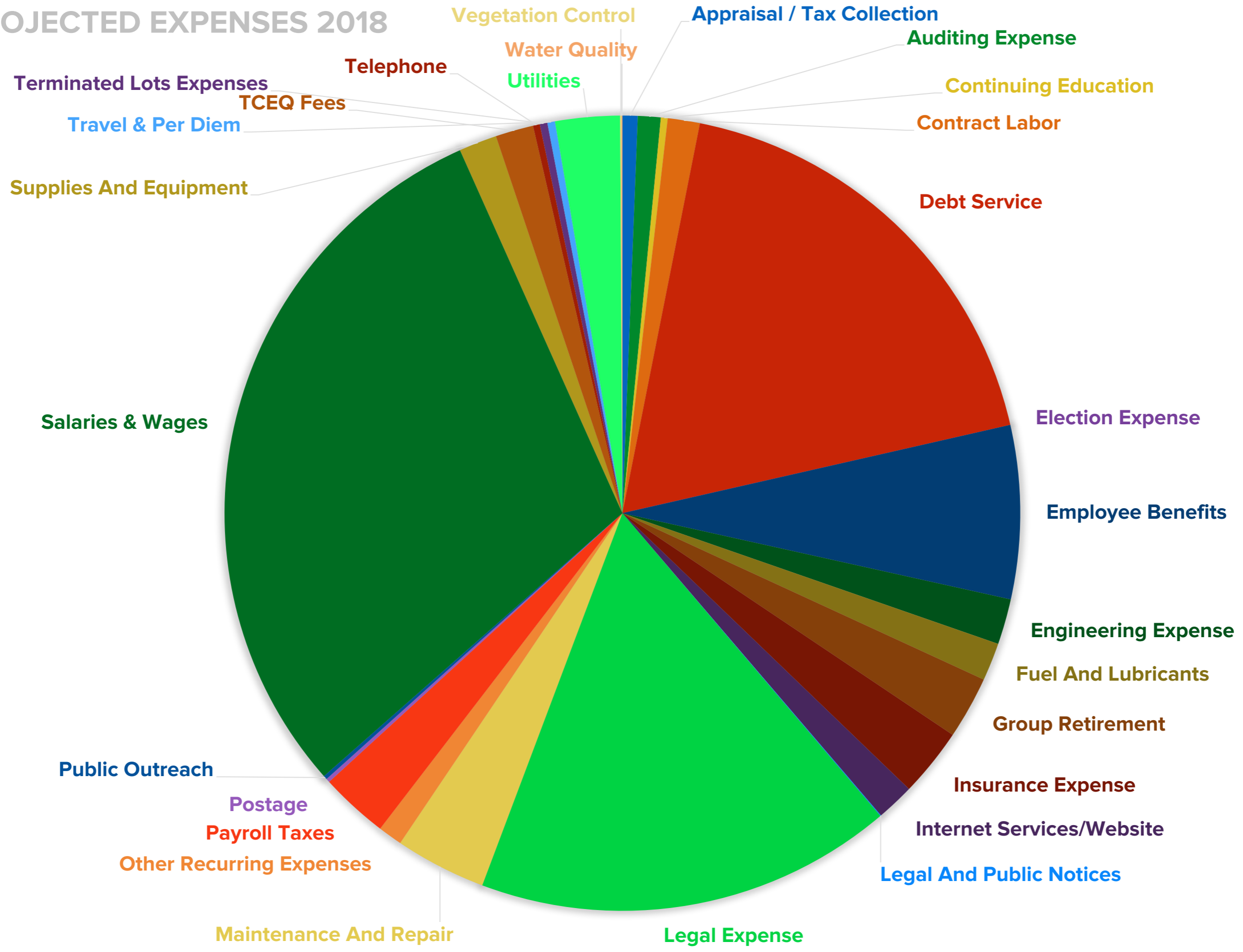
# PROJECTED INCOME 2018



# Expense Highlights

- Most expense line items remain the same as 2017.
- The ongoing litigation expenses with Freese & Nichols are reflected in the applicable line item.
- Funding for any recommended project from the Emergency Spillway PER is not included in the proposed budget.
- All Capital Expenditure requests have been deferred to future budget years.

# PROJECTED EXPENSES 2018



**2018****FCWD SUMMARY REPORT****2018 BUDGETED**

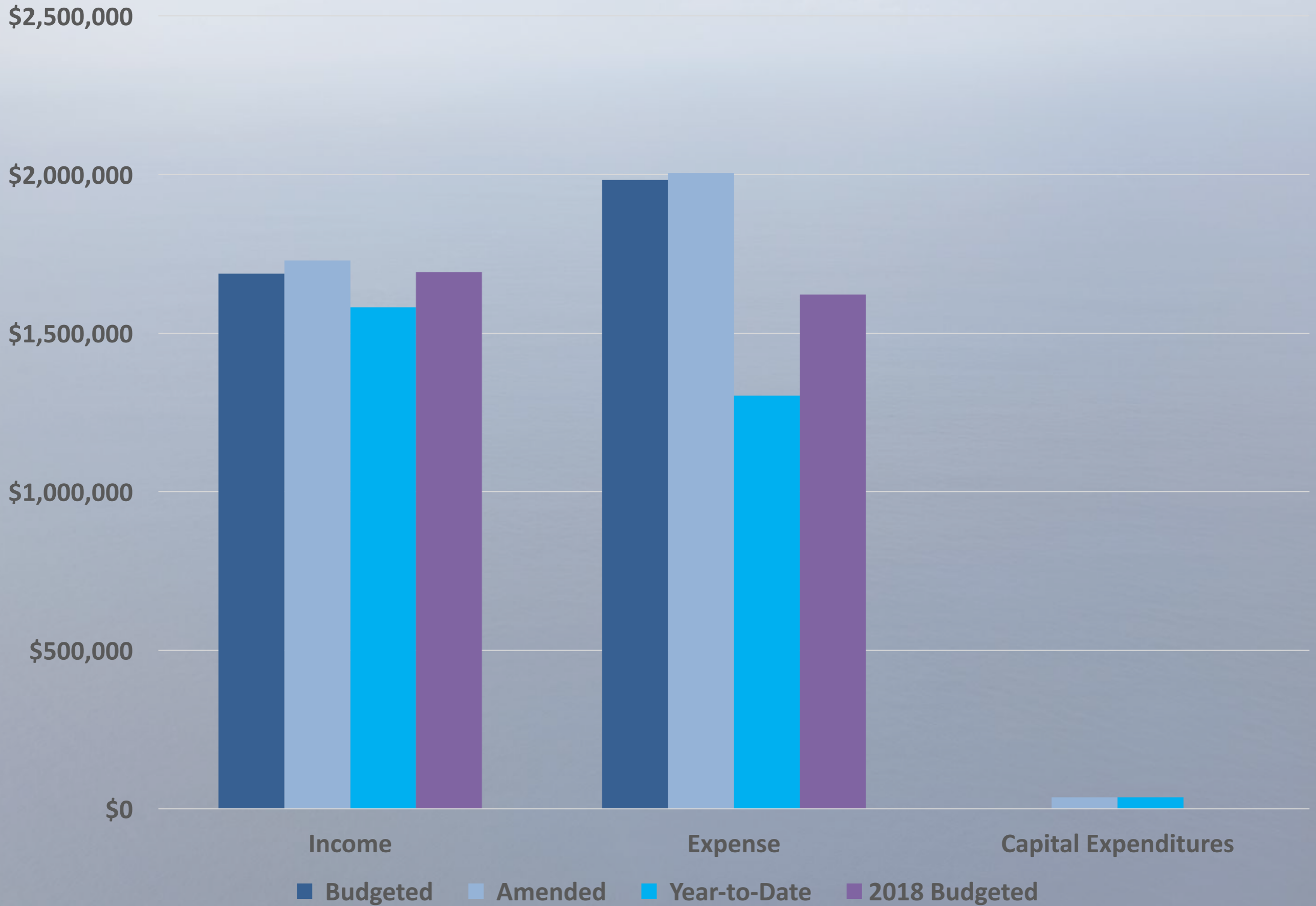
Unencumbered Fund Balance		\$	2,558,187
1	Income	\$	1,691,400
2	Expense	\$	1,621,572
3	Capital Expenditures	\$	-
<b>Unencumbered Fund Balance (Projected)</b>		<b>\$</b>	<b>2,628,015</b>

**Cash Basis 2018**

1	Income	\$	1,691,400
2	Expense	\$	1,621,572
3	Capital Expenditures	\$	-
<b>Difference</b>		<b>\$</b>	<b>69,828</b>

# 2017 / 2018 Budget Comparison

## 2017/2018 Comparision





Board of Directors  
Questions and Answers

